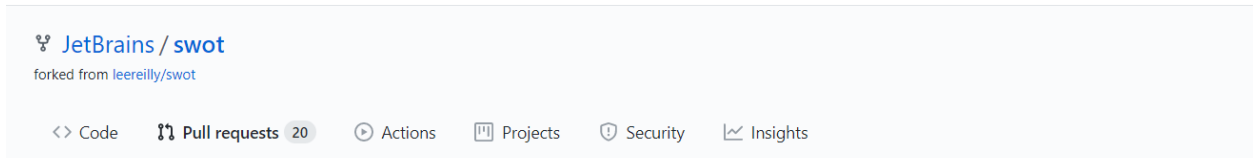


## 💡 University of Business in Wrocław on the list of institutions entitled to use educational licenses for JetBrains products

As the University of Business in Wrocław, we have been enrolled in the list of institutions authorized to use educational licenses for JetBrains software. Our application for adding us to the official repository on github has been approved (<https://github.com/JetBrains/swot/pull/9955>):

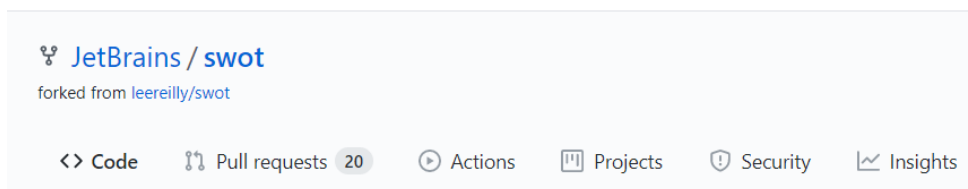


### Request to add Wyższa Szkoła Handlowa we Wrocławiu #9955

**Merged** philipto merged 1 commit into JetBrains:master from UoB-Wroclaw-IT:master 3 days ago

We are listed in the repository at

<https://github.com/JetBrains/swot/blob/master/lib/domains/eu/handlowa.txt>:



master swot / lib / domains / eu / handlowa.txt

UoB-Wroclaw-IT Add files via upload ...

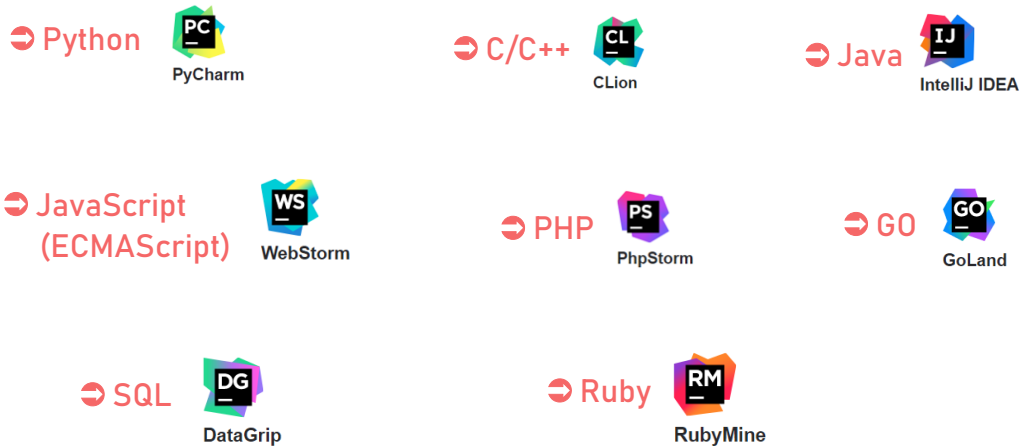
1 contributor

2 lines (2 sloc) | 73 Bytes

```
1 Wyższa Szkoła Handlowa we Wrocławiu
2 University of Business in Wrocław
```

## 💡 What products are available under the educational license?

In scope of the educational license, integrated development environments for the most important modern programming languages are available, such as:



👉 A detailed list of products is available on the website <https://www.jetbrains.com/community/education/#students>

## 💡 Who can use the educational license?

The educational license can be used by **both lecturers and students of the University of Business in Wrocław. The condition is to provide an e-mail address in the `handlowa.eu` domain (or the `student.handlowa.eu` subdomain) when registering.** The educational license cannot be used to develop software for commercial purposes.

## 💡 How to get an educational license for JetBrains products?

- 1 Visit the **JetBrains Products for Learning site** (<https://www.jetbrains.com/shop/eform/students>).

Complete the form located there, providing, among others, whether you are a student (I'm a student) or a lecturer (I'm a teacher) and your e-mail in the `handlowa.eu` domain (or the `student.handlowa.eu` subdomain). In the next step, accept the License Agreement and select the "Apply for free products" option:

# JetBrains Products for Learning

Before you apply, please read the [Educational Subscription Terms and FAQ](#).

Apply with:

UNIVERSITY EMAIL ADDRESS	ISIC/ITIC MEMBERSHIP	OFFICIAL DOCUMENT	GITHUB
--------------------------	----------------------	-------------------	--------

Status:

I'm a student  
 I'm a teacher

Level of study: Undergraduate

Is Computer Science or Engineering your major field of study?

Yes  
 No

Graduation date: Oct 31, 2023  
Choose expected graduation date.

Email address: jan.kowalski@student.handlowa.eu  
I certify that the university email address provided above is valid and belongs to me.

Name: Your **real name** as it appears in your passport, driver's license, or other legal documents.

Jan	Kowalski
-----	----------

Country / region: Poland

I am under 13 years old

I have read and I accept the [JetBrains Account Agreement](#)

I consent to the use of my name, email address, and location data in email communication concerning JetBrains products held or services used by me or my organization [More](#)

[APPLY FOR FREE PRODUCTS](#)

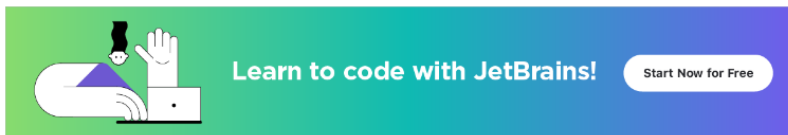
## 2 After submitting the form, feedback will be displayed:

# JetBrains Products for Learning

Thank you!

Please follow the instructions in the verification email we've sent you to [jakub.dlugosz@handlowa.eu](mailto:jakub.dlugosz@handlowa.eu). You can link JetBrains Educational Pack to another email address later.

« [Discover our products](#)



Copyright © 2000–2020 JetBrains s.r.o. | [Help](#) | [Support](#) | [JetBrains Privacy Policy](#) | [JetBrains Account Agreement](#) | Build #2020.11-2236

## 3 Check your e-mail and click on the confirmation link:

JetBrains Educational Pack confirmation

ⓘ Niektóre treści w tej wiadomości zostały zablokowane, ponieważ nadawca nie występuje na Twojej liście bezpiecznych nadawców. Ufam zawartości od nadawcy [no\\_reply@jetbrains.com](mailto:no_reply@jetbrains.com). | [Pokaż zablokowaną zawartość](#)

🌐 Przetłumacz wiadomość na język: Polski | Nigdy nie tłumacz z języka: Angielski

**JA** JetBrains Account <[no\\_reply@jetbrains.com](mailto:no_reply@jetbrains.com)> 👍 ↶ ↷ → …  
Wt, 24.11.2020 22:29  
Do: Jakub Długosz

Hi,

You're receiving this email because your email address was used to register or update a JetBrains Educational Pack.

Please [follow this link](#) to confirm your intention.

After accepting the License Agreement, you will be asked to sign up for a JetBrains Account. You will need to use this account whenever you want to access JetBrains tools.

If you have any questions, please email us – we're always happy to help.

Kind Regards,  
The JetBrains team  
[www.jetbrains.com](http://www.jetbrains.com)  
The Drive to Develop

## 4 The next step is to create a JetBrains account (Sign Up):

### Welcome to JetBrains Account

Congrats! You've been approved!

You are now entitled to use JetBrains Educational Pack for free.

To get started, sign in with your existing JetBrains Account or create a new one. You will need to use this account to sign in to your JetBrains products whenever you use them.

**Sign in with existing account**

  
  
 [Forgot password?](#)

**Not registered yet?**

**Create JetBrains Account**

### Welcome to JetBrains Account!

Please complete the registration form below

Email Address

Username   
Latin symbols (A-z), digits (0-9) or a valid email address 5 to 100 characters long.

Please make sure you choose a strong password, as your account will have access to your purchases.

Password

Repeat Password

I have read and I accept the [JetBrains Account Agreement](#)

You will receive emails from us in **English**.

[Change](#)

You can set preferred language anytime in JetBrains Account.

JetBrains Account allows you:

- Access your purchases and view your order history
- Identify expired and outdated licenses, order new licenses and upgrades
- Manage your company licenses and distribute them to end users

## 5 After entering the created JetBrains account, information about the current license will appear and a list of available software will be displayed:

### Two-factor authentication is available!

To enable an extra layer of security for your JetBrains account, [turn on two-factor auth](#).



## 1 License

[Buy new license](#)

### JetBrains Product Pack for Students

[Download](#)

License ID:

Licensed to: **Jakub Długosz**  
License restriction: For educational use only  
Valid through: November 24, 2021

Following products included:

- [AppCode](#)
- [CLion](#)
- [DataGrip](#)
- [dotCover](#)
- [dotMemory](#)
- [dotTrace](#)
- [GoLand](#)
- [IntelliJ IDEA Ultimate](#)
- [PhpStorm](#)
- [PyCharm](#)
- [ReSharper](#)
- [ReSharper C++](#)
- [Rider](#)
- [RubyMine](#)
- [WebStorm](#)

After downloading and installing the software, simply run it and follow the on-screen prompts to sign in with your JetBrains Account.

Can't find your license here? [Link your past purchases to your JetBrains Account by providing a license key or domain](#).

⑥ To improve account security optionally two-factor authentication (2FA) can be set:

### Step 2 of 3. Enable two-factor authentication


#### Download authenticator application

Download and install authenticator application to your mobile device. Here are the recommended apps:

- [Google Authenticator](#)
- [1Password](#)
- [Last password authenticator](#)
- [Authy](#)

#### Set secret

Open your authenticator application and scan the QR code below, or enter it in manually:



#### Verify that two-factor verification is set correctly

Enter the 6-digit verification code that was generated in the application.

One-time password:

[Close](#) [Next](#)

**7** After installing the selected software, activate its license by binding it to the previously created JetBrains account:

License Activation

WebStorm  
Activate

Activate WebStorm  Evaluate for free [Buy license ↗](#)

Get license from:  JB Account  Activation code  License server

Username / email:

Password:  [Forgot? ↗](#)

